



Girl Scout Bronze Award



Project Packet



Girl Scout Bronze Award







FACT SHEET

- What:** The Girl Scout Bronze Award is the highest earned recognition in Junior Girl Scouts. The work on this award consolidates the key program elements in Junior Girl Scouting: helping others, improving your community and world and becoming the best you can be.
- Who:** Registered Junior Girl Scouts are eligible to work toward this award as a group or individually.
- Adult Leaders and advisors provide guidance.
- How:** Information about prerequisites is found on pages 202-203 of the Junior Girl Scout Handbook.
- When:** Planning ahead is necessary for achievement. Leaders and advisors help girls plan a course for effectively completing requirements.
- Leader/advisor approves Girl Scout Bronze Award project plans.
- Commitment to the award should reasonably take six months to one year.
- Upon completion of the requirements, submit the Girl Scout Bronze Award Report forms to your Service Unit Manager or Service Unit Bronze Award Representative.
- Recognition:** Individual Service Units will be responsible for recognizing the Junior Girl Scouts that have completed the requirements.
- TO BE RECOGNIZED IN THE CURRENT YEAR: All paperwork must be submitted to your Girl Scout Leader to present to Council.
- ETC.** The Bronze Award pin is worn on the left side of the uniform, blouse or vest, to the left of the membership pin.
- A charm and patch replica of the Girl Scout Bronze Award is available for purchase through the council shop.

Girl Scout Bronze Award Overview

The first three requirements may be done in any order but must be completed before any work may be done on your Girl Scout Bronze Award project.

Program Elements	Requirements	Recognition	Primary Resource
Badges	1. Complete two badges that relate to your project	 Junior Badges	<i>Junior Girl Scout Badge Book</i>
Signs	2. Complete one of the Girl Scout Signs	 Junior Level Sign	<i>Junior Girl Scout Handbook</i>
Leadership	3. Earn: The Junior Aide Patch OR The Junior Leadership Award OR Two of the following four proficiency badges: Lead On, Girl Scouting in the USA, Girl Scouting Around the World, Girl Scouting in My Future	 Junior Girl Scout Leadership Award	<i>Junior Girl Scout Badge Book</i> <i>Junior Girl Scout Handbook</i>
Bronze Award Project	4. Do your Girl Scout Bronze Award Project. 5. Complete and submit the Girl Scout Bronze Award report form and Service Hours log to your Service Unit Manager or Bronze Award Representative.	 Junior Girl Scout Bronze Award	<i>Junior Girl Scout Handbook</i>



Girl Scout Bronze Award FAQs

Frequently Asked Questions

Q: Our troop just bridged to Cadettes this past weekend. There wasn't a Bronze Award until now. Can they earn the Bronze Award during their first year of Cadettes as practice towards their Silver Award?

A: Sorry, you must be a Junior Girl Scout to earn the Bronze Award. The award, like all age level awards, is not retroactive. There are lots of opportunities to develop skills and teamwork for the Silver Award in interest project and leadership activities. It had to start sometime, so not everyone will have the opportunity to earn it.

Q: Can we do a project as a troop or group?

A: Yes! Each girl needs to make sure that she contributes her part, and puts in a minimum of 15 hours on the project (including planning time). Individual projects are great too, especially if your interests take you in a different direction from other troop members. (Of course, you can always volunteer to help each other!)

Q: Do we need an advisor?

A: Your leader can act as your advisor. You are encouraged to use resource people whose knowledge or careers can make your Girl Scout Bronze Award the best that it can be. If you are an individual member, ask your council to help you find an advisor for the process.

Q: Do we need to complete the Girl Scout Bronze Award before we are Cadette Girl Scouts?

A: Yes, it can only be earned by Junior Girl Scouts. You don't *have to* complete a Girl Scout Bronze Award as a Junior Girl Scout — it is an option and opportunity there for you.

Q: Does that mean we need to complete the Bronze Award before we work on the Girl Scout Silver Award?

A: This is kind of a trick question. You can not work on the Girl Scout Silver Award as a Junior Girl Scout. The good news is, you don't have to have the Girl Scout Bronze Award under your belt to begin the Girl Scout Silver Award *as a Cadette Girl Scout*. It *is* helpful, as some of the processes are the same, and many of the skills you develop for the Girl Scout Bronze Award are a foundation for working on the Girl Scout Silver Award.

Q: We really want to help raise money for our local hospital, because someone in our troop is sick. Can we do this?

A: You need to follow national and council guidelines for fund raising. You can not raise money for another organization according to GSUSA policy. However, you can volunteer for that organization. Instead of marching in a walkathon, what about volunteering to help with registration, first aid, or making sure everyone has water and a snack along the route? It is really important that you clear any fund raising plans with your Girl Scout council.



Girl Scout Bronze Award

SAMPLE PROJECTS

Sample Projects

We have expanded on several projects shown in the Junior Girl Scout Handbook to demonstrate the long-range planning that is necessary for your Girl Scout Bronze Award.

1. A fifth grade Junior Girl Scout wanted to do a project at her grandmother's nursing home. That fall, she started working with her troop on the Sign of the Rainbow. She got to know some of the other residents in the nursing home when her troop interviewed residents for the Folklore Badge as part of the Sign of the Rainbow.

She chose to complete her Outdoor Creativity and Camera Shots badges in preparation for her award project. She learned about gardening during the summer, and learned to use the family camera. In the fall of the sixth grade, she started work on her Junior Aide Award. She helped a group of Brownies learn songs to sing at the nursing home for the holidays as part of that award.

She had called the activity leader at the nursing home and arranged to help residents plant a garden in the spring of sixth grade. She found out from the residents that they wanted to plant, helped them plant seeds and seedlings, and came by weekly to help them weed. When the garden was in bloom, she took photos and mounted a display in the nursing home's cafeteria.

2. A group of Junior Girl Scouts decided that they should do something to help improve the meeting center at their camp. As they mapped out their final two years as Junior Girl Scouts, they felt that this would be a great project to end with. Half of the group was working on their Junior Girl Scout Leadership Award, while the other half was working on their Junior Aide Award. The troop was also split into groups to complete their sign awards. Together the group worked on the Ms. Fix It Badge to learn some needed skills, and they divided into interest groups on the Books and Communications badges.

The project came together with planning and some great donations from the community recycling project. The troop and their parents worked with the camp caretaker to clean and paint the meeting center one weekend. They then returned to put up posters they had created while working on their badges. Some of the girls had volunteered at the library as part of their sign activity and learned how to repair books, including the well-worn songbooks. Resources were added to a library area, as was an activity box.



Girl Scout Bronze Award REQUIREMENT WORKSHEET

Requirement One

Earn two badges relating to your Girl Scout Bronze Award Project.

Badge #1: _____
Badge Title

How does this badge relate to your project?

Date Completed _____ Leader's Signature: _____

Badge #2: _____
Badge Title

How does this badge relate to your project?

Date Completed _____ Leader's Signature: _____

Requirement Two

Complete one of the four Girl Scout Signs. (Requirements found in the Junior Girl Scout Handbook)

Sign Completed (check one):

- Sign of the Rainbow Sign of the Sun Sign of the Star Sign of the World

Date Completed _____ Leader's Signature: _____

Requirement Three

Earn the Junior Aide Patch **OR**

Earn the Junior Girl Scout Leadership Award **OR**

Earn two of the following badges:

- a. Girl Scouting in the USA b. Girl Scouting Around the World c. Girl Scouting in My Future d. Lead On

I have earned: _____
Title

OR

I have earned: Badge #1 _____ Badge #2 _____

Date Completed _____ Leader's Signature: _____

Requirement Four

Do a Girl Scout Bronze Award Project. This project shows the leadership skills you have learned as a Junior Girl Scout and your commitment to your community and to yourself. To earn this award, you will do a project that shows that you understand and live by the Girl Scout Promise and Law.

The project should:

1. Take approximately 15 hours to complete (this includes planning time). Doing the project itself should take at least seven to eight hours.
2. Provide community service, in or outside of Girl Scouting.
3. Follow the Action Plan in the "Adventures in Girl Scouting" chapter of the Junior Girl Scout Handbook (pp. 38-39). **This should be a new service project that you or you and your troop or group have decided to do to earn this award. It should not be something you have already done.**
4. Follow safety rules. Check with your leader or advisor about which safety rules apply to your project.

Conclusion

What was your project? _____

What did you learn from this project? _____

How did your project help someone else? _____

How did your project help you with your leadership skills? _____



GIRL SCOUTS

Junior Girl Scout Bronze Award Report Form

Send completed Project Report and Service Hours Log to your Service Unit Manager or Bronze Award Representative.

Name _____ Currently Registered
Troop # _____ OR IRG Phone () _____

Address _____
CITY ZIP

Age: _____ Grade: _____ Service Unit: _____

Name of Leader: _____ Leader's Phone: _____

Requirements

1. Junior Badges Earned:

Date Completed

Consultant's Signature

Badge #1 _____

Badge #2 _____

2. Earn one of the Signs

Date Completed

Consultant's Signature

Sign Earned: _____

3. Leadership Activities (Check one)

Date Completed

Consultant's Signature

I earned: _____

Girl Scout Bronze Award Project

A. Describe what you did for your Girl Scout Bronze Award project.

B. List the skills, talents and abilities you put into action.

C. What was your reason for selecting this project?

D. How was your project carried out?

E. What was the most successful aspect of your project?

Your Signature _____

Date _____

Leader/Consultant Signature _____

Date _____

Service Unit Manager/Bronze Award Rep Signature _____

Date _____



GIRL SCOUTS

Junior Girl Scout Bronze Award Report Form

Send completed Project Report and Service Hours Log to your Service Unit Manager or Bronze Award Representative.

Name _____ Currently Registered
Troop # _____ OR IRG Phone () _____

Address _____
CITY ZIP

Age: _____ Grade: _____ Service Unit: _____

Name of Leader: _____ Leader's Phone: _____

Requirements

1. Junior Badges Earned:	Date Completed	Consultant's Signature
Badge #1 _____	_____	_____
Badge #2 _____	_____	_____
2. Earn one of the Signs	Date Completed	Consultant's Signature
Sign Earned: _____	_____	_____
3. Leadership Activities (Check one)	Date Completed	Consultant's Signature
I earned: _____	_____	_____

Girl Scout Bronze Award Project

- A. Describe what you did for your Girl Scout Bronze Award project.

- B. List the skills, talents and abilities you put into action.

- C. What was your reason for selecting this project?

- D. How was your project carried out?

- E. What was the most successful aspect of your project?

Your Signature _____ Date _____
 Leader/Consultant Signature _____ Date _____
 Service Unit Manager/Bronze Award Rep Signature _____ Date _____



GIRL SCOUTS

Junior Girl Scout Bronze Award Report Form

Send completed Project Report and Service Hours Log to your Service Unit Manager or Bronze Award Representative.

Name _____ Currently Registered
Troop # _____ OR IRG Phone () _____

Address _____
CITY ZIP

Age: _____ Grade: _____ Service Unit: _____

Name of Leader: _____ Leader's Phone: _____

Requirements

1. Junior Badges Earned:	Date Completed	Consultant's Signature
Badge #1 _____	_____	_____
Badge #2 _____	_____	_____
2. Earn one of the Signs	Date Completed	Consultant's Signature
Sign Earned: _____	_____	_____
3. Leadership Activities (Check one)	Date Completed	Consultant's Signature
I earned: _____	_____	_____

Girl Scout Bronze Award Project

- A. Describe what you did for your Girl Scout Bronze Award project.

- B. List the skills, talents and abilities you put into action.

- C. What was your reason for selecting this project?

- D. How was your project carried out?

- E. What was the most successful aspect of your project?

Your Signature _____ Date _____
 Leader/Consultant Signature _____ Date _____
 Service Unit Manager/Bronze Award Rep Signature _____ Date _____

